

DISCLAIMER

This report has been prepared by FirstRand Bank Limited, acting through Rand Merchant Bank ("RMB"), which is an authorised Financial Services Provider. The information contained in this report is confidential and intended solely for the intended recipient. This report may contain information proprietary to RMB and accordingly may not be reproduced, acted upon or disseminated in whole or in part without RMB's prior written consent. By receiving this report the recipient undertakes to keep the information contained in the report confidential and not to do any act or allow same to be done on his behalf which is in breach of the abovementioned prohibition. Any liability of whatsoever nature and howsoever arising on the part of RMB, its directors, officers, employees and agents relating to the contents of this report is hereby expressly disclaimed.



Anina.vanAswegen@rmb.co.za
+27-11-282-8004

iNkotha Investments

Monthly Report as at 30 June 2016

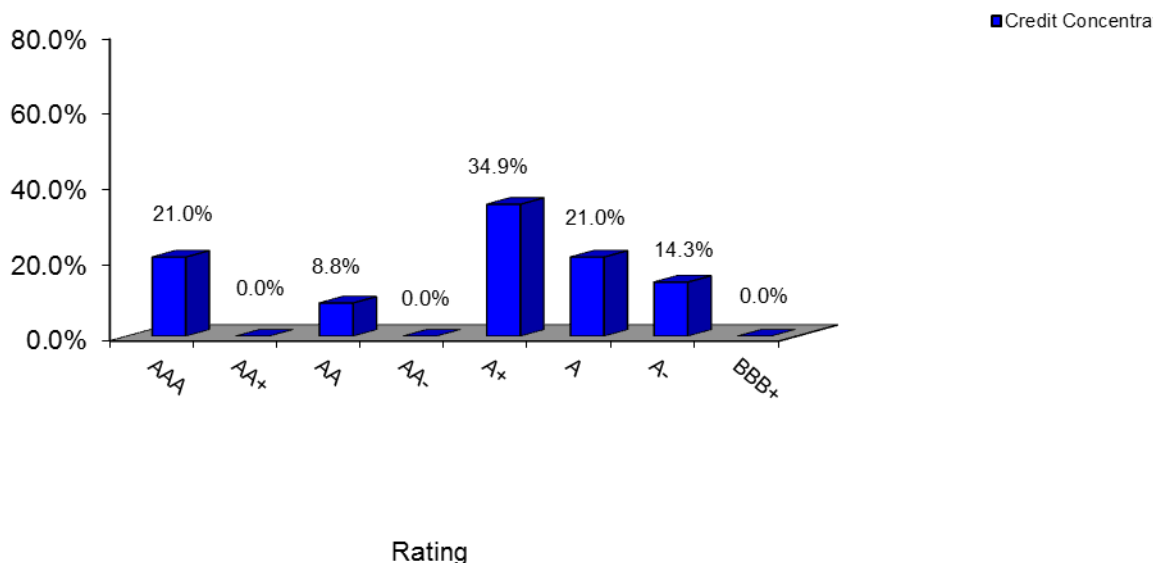
Notes Issued

Program Limit	10 ZAR billion	Issue Price
Total notes outstanding	1,431 ZAR million	Issue Price
	1,431 ZAR million	Outstanding Principal Amount
Maximum tenor allowed	5 years and 1 day	
Maximum tenor outstanding	5 years and 1 day	
Average tenor	1 day	(based on Original Principal Amount)
Largest maturity	1,000 ZAR million	Outstanding Principal Amount
Conditions preventing issuance	No	(Yes/No)

Assets(including rated assets but excluding permitted investments)

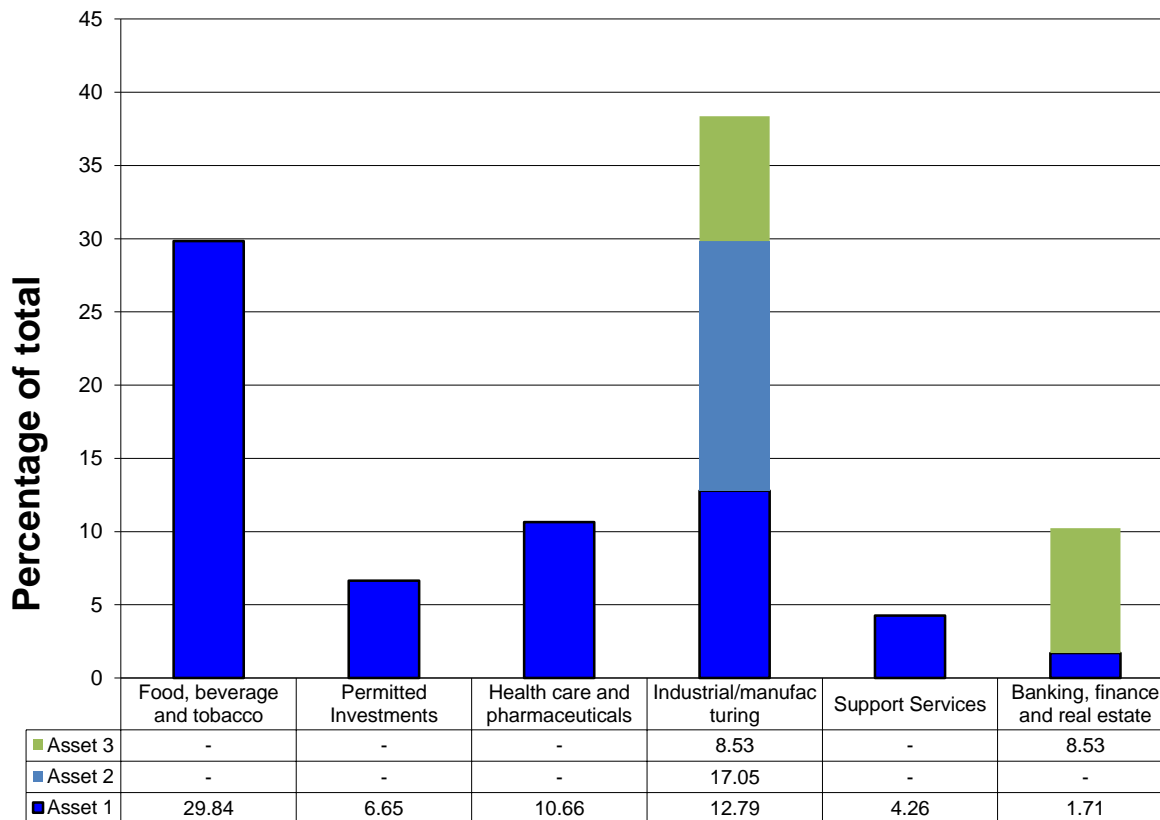
Maximum maturity	1 day
Average maturity	1 day (based on accreted value)
Largest % of any obligor	26%
Book value - Rated Assets	1,340 ZAR million
Book value - Permitted Investments	91 ZAR million
Program Wind Down Event	No (Yes/no)

Asset Concentrations (including permitted investments)



Asset Exposures (based on accreted values and including permitted investments)

Industry make up of Portfolio

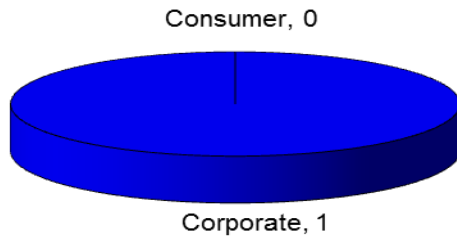


Exposures by Borrower (excluding permitted investments)

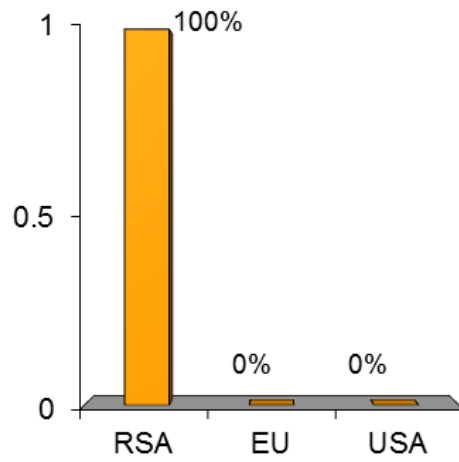
Name	Amount
Aspen Pharmicare Holdings Ltd	205,000,000
Barloworld Limited	100,000,000
China Construction Bank	200,000,000
Imperial Holdings Limited	150,000,000
Nampak Products Limited	200,000,000
Tiger Brands Limited	350,000,000
Toyota Financial Services	35,000,000
Scania Finance Southern Africa (proprietary) Limited	100,000,000

Asset Origination

Asset Type

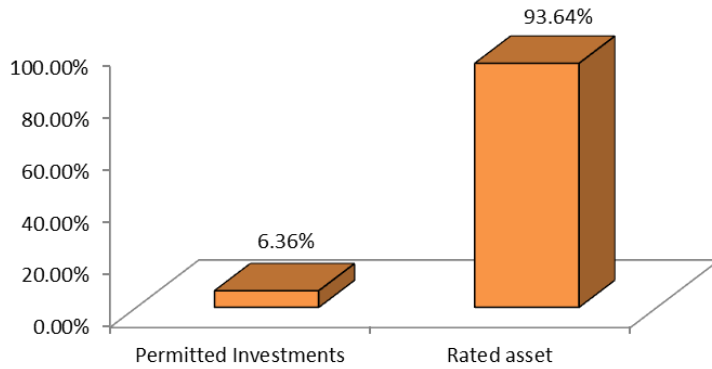


Country of Origination

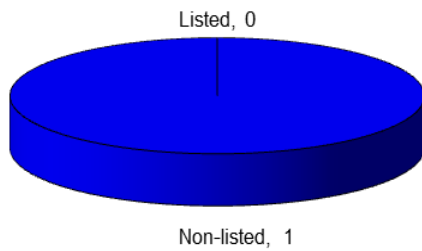


Asset Category

Asset Category



Asset Listing Status



Other

Liquidity facility providers

Minimum Liquidity Commitment

Not Applicable

Credit Enhancement

Not Applicable

Placement agents

RMB Money Market

Make Whole Facility

Not Applicable

Hedge counterparties

Not Applicable

Simple Obligor Concentration Test: not to exceed 33% of rated assets

The largest obligor concentration is 26%

Deal Specific News

Weighted average implied long term credit quality of the portfolio: A+ (RSA)

Weighted average implied short term credit quality of the portfolio: A1 (RSA)

Rating of notes in issue: A1 (RSA)